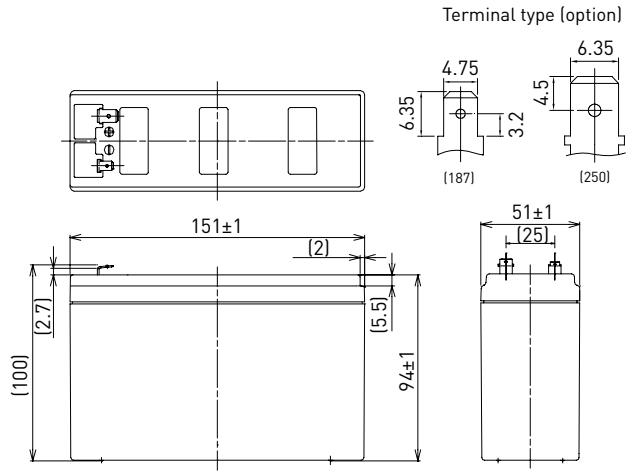


UP-VWA1232P

FOR STANDBY POWER SUPPLIES.
 EXPECTED TRICKLE DESIGN LIFE: 6 – 9 YEARS AT 20°C
 ACCORDING TO EUROBAT.

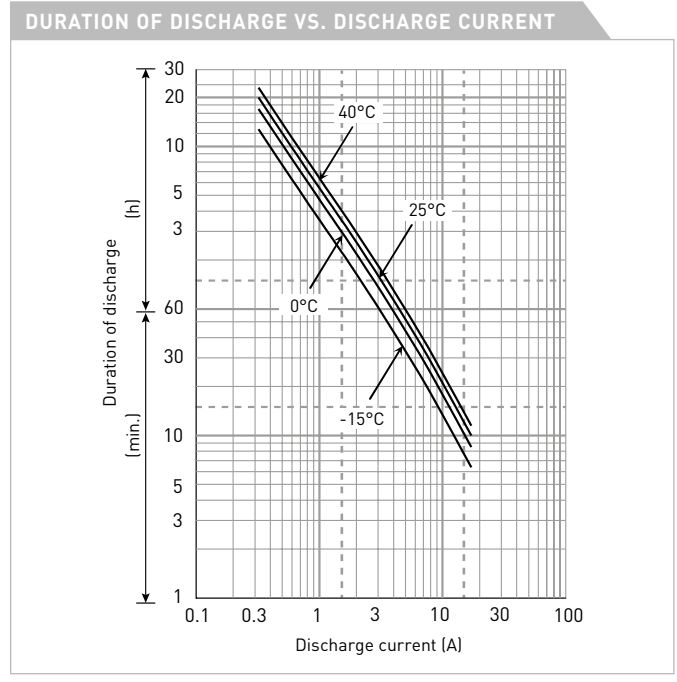
DIMENSIONS (MM)



Contents indicated (including the recycle marking, etc.) are subject to change without notice.

Battery case resin: flame retardant (UL94 V-0)

SPECIFICATIONS		
Name	UP-VWA1232P1/P2	
Nominal voltage	12V	
Rated power (cell@10MR)	32W	
Dimensions	Length	151mm
	Width	51mm
	Height	100mm
Approx. mass	2.00kg	
Terminal	Faston 250 & 187/250	
Capacity (25°C)	30 minute rate	97W
	15 minute rate	165W
	10 minute rate	210W
	5 minute rate	339W
Impedance	Fully charged battery (25°C)	25mΩ
Temperature dependency of capacity (20 hour rate)	40°C	102%
	25°C	100%
	0°C	85%
	-15°C	65%
Self-discharge (25°C)	After 3 month	91%
	After 6 month	82%
	After 12 month	64%



WATT TABLE (25°C)																(Wattage/battery)
Cut-off	3min.	5min.	10min.	15min.	20min.	30min.	45min.	1h	1.5h	2h	3h	4h	5h	6h	10h	20h
9.6V	444	339	210	165	130	97.0	71.1	56.9	41.8	31.5	22.5	16.6	13.8	11.7	7.39	3.86
9.9V	418	290	179	157	127	95.0	70.7	55.5	40.9	31.3	22.4	16.5	13.7	11.4	7.36	3.85
10.2V	391	276	174	149	124	93.0	67.7	53.9	38.8	29.6	21.5	15.9	13.2	11.2	7.04	3.72
10.5V	355	251	166	143	118	89.5	65.9	52.8	37.3	28.6	20.3	15.8	13.1	11.1	7.01	3.71
10.8V	318	226	157	137	113	86.0	61.7	48.8	34.8	25.5	19.5	14.6	12.0	10.3	6.53	3.47

AMPERE TABLE (25°C)																(Ampere/battery)
Cut-off	3min.	5min.	10min.	15min.	20min.	30min.	45min.	1h	1.5h	2h	3h	4h	5h	6h	10h	20h
9.6V	36.9	27.8	17.1	13.7	11.0	8.29	6.06	4.83	3.31	2.56	1.89	1.45	1.19	0.958	0.634	0.344
9.9V	34.7	26.5	16.7	13.0	10.7	8.12	6.02	4.71	3.25	2.54	1.88	1.44	1.18	0.954	0.631	0.343
10.2V	32.5	25.2	16.3	12.3	10.3	7.95	5.77	4.58	3.08	2.40	1.80	1.38	1.14	0.916	0.604	0.331
10.5V	29.5	22.9	15.5	11.8	9.90	7.65	5.61	4.48	2.96	2.32	1.76	1.33	1.07	0.906	0.602	0.320
10.8V	26.4	20.6	14.6	11.3	9.48	7.35	5.26	4.14	2.76	2.07	1.64	1.28	1.03	0.838	0.560	0.309

All mentioned values are average values

UP-VWA1232P

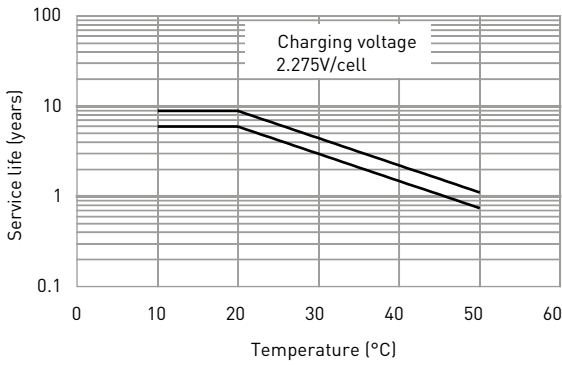
CHARGING METHOD (25°C)

Trickle use Control voltage: 13.6V - 13.8V
Initial current: 0.900A or smaller

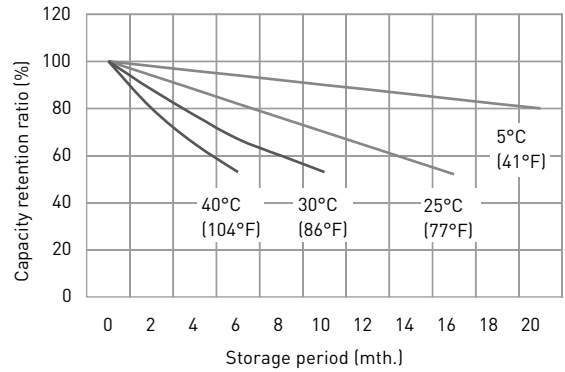
CUT-OFF VOLTAGE

Discharge current	0.300A - 1.20A	1.20A - 3.00A	3.00A - 6.00A	6.00A - 12.0A	12.0A - 18.0A
Cut-off voltage	10.5V	10.2V	9.9V	9.3V	8.7V

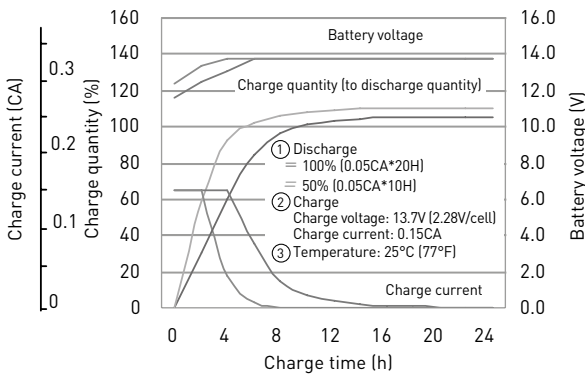
INFLUENCE OF TEMPERATURE ON TRICKLE LIFE



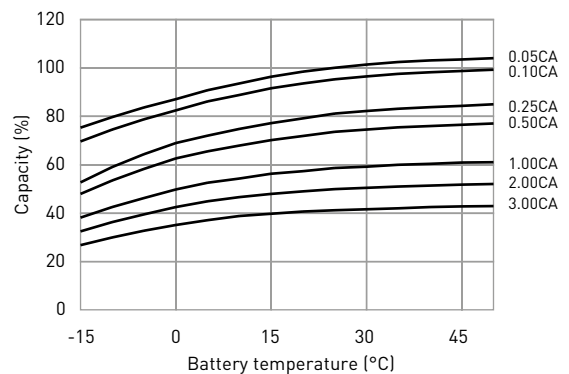
RESIDUAL CAPACITY TEST RESULT



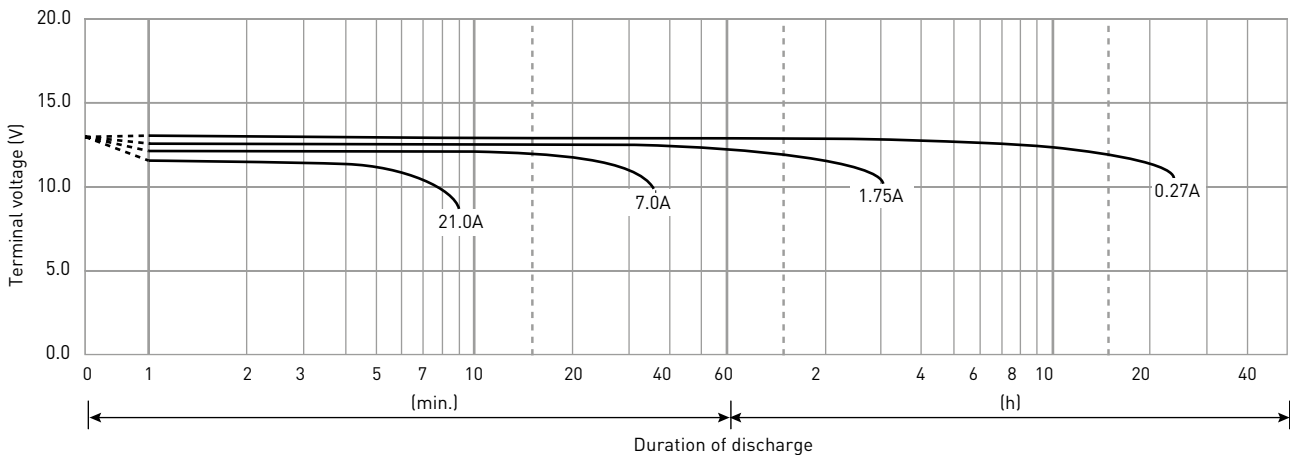
CONSTANT-VOLTAGE CONSTANT-CURRENT CHARGE CHARACTERISTICS FOR TRICKLE USE



DISCHARGE CAPACITY BY TEMPERATURE AND BY DISCHARGE CURRENT



DISCHARGE CHARACTERISTICS



The data in this document are for descriptive purposes only and are not intended to make or imply any guarantee or warranty. Regarding handling and safety please consult our VRLA technical handbook chapter 1.